

The

2010
Special Edition



Trainmaster

The Official Publication of the
Pacific Northwest Chapter
National Railway Historical Society
Portland, Oregon



Rail trips in the Pacific Northwest... and beyond

Our area provides potential riders with great opportunities to experience train adventures of many types; from the long haul and intercity trains of Amtrak to the local and metropolitan services of MAX and WES and the opportunity to relive history at one of the several operating railroad museums. The railroad operations in our locale give you, your family, friends, and visitors a new way to come into contact with and enjoy the Pacific Northwest.

Amtrak (long distance)

◆ The *Coast Starlight* – a grand West Coast adventure. Widely regarded as one of the most spectacular of all train routes, the Coast Starlight links the greatest cities on the West Coast. En route daily between Seattle and Los Angeles, the Coast Starlight passes through Portland, Sacramento, the San Francisco Bay area, and Santa Barbara.

This legendary train now features enhanced coaches and sleeping cars, along with exclusive new amenities. The dining car offers fresh cuisine served on real china and table linens, while the arcade room will entertain kids of all ages with a great selection of arcade-style video games. Coach passengers enjoy big, comfortable seats, plenty of legroom and new, larger pillows, plus available at-seat meal service.

◆ The *Empire Builder* – Traveling daily between Chicago and the Pacific Northwest along major portions of the Lewis and Clark Trail, Amtrak's Empire Builder provides the perfect way to experience the rugged splendor of the American West.

The Empire Builder includes sleeping cars, coaches, a sightseer lounge, and a dining car. Sleeping car passengers receive complimentary meals in the dining car. Snacks and sandwiches are available in the sightseer lounge.

◆ Amtrak *Cascades* – From Eugene, Oregon to Vancouver, British Columbia, the Amtrak Cascades offers an unparalleled experience of the great Pacific Northwest. Through Seattle and Portland, past Mount St. Helens and across the Columbia River Gorge, you'll witness some of our continent's most distinctive cities and most spectacular natural attractions.

New for 2009, Amtrak Cascades offers direct daily service from Portland, Oregon to Vancouver, British Columbia, plus two daily departures from Seattle to Vancouver. The relaxing and affordable way to get to Vancouver, the Amtrak Cascades takes you right into downtown.

Onboard these sleek, European-style trains, you'll enjoy wide reclining seats, laptop outlets and bike racks. Relax in the bistro car, which features



Amtrak **CASCADES**



ANNIVERSARY
1999 TO 2009



fresh, regional cuisine, wine, microbrews, and coffees that Seattle made famous.

To truly experience the luxury of travel on Amtrak Cascades, book a seat in the Business Class Car. You'll enjoy priority boarding and deboarding, wider seats with more legroom, a quieter car with fewer passengers, and complimentary newspapers.

For more information on all Amtrak services: www.amtrak.com, www.AmtrakCascades.com or 1-800-USA-RAIL.

Portland Streetcar – Leading the nation in returning to streetcars, the Portland Streetcar operates between Legacy Good Samaritan Hospital in northwest Portland through downtown to the south waterfront. The streetcar runs approximately every 13 minutes on weekdays between 9:30am and 5pm. After 5pm and before 9:30am the trains run every 14-20 minutes. Saturday service is every 13 minutes between the hours of 11am and 8pm, with morning and evening service every 15-20 minutes. Sunday service is every 15-20 minutes. The extension to the Lloyd Center and Oregon Museum of Science and Industry in southeast Portland is under construction and will open in 2012. For more information: www.portlandstreetcar.org.



Portland Vintage Trolley – The Portland Vintage Trolley operates Sundays between 10:30am and 5:44pm on the downtown Transit Mall running between Union Station and Portland State University. No fare is charged. For more information: 503.323.7363 or www.vintagetrolleys.com.

MAX (Metropolitan Area Express) – TriMet's MAX Light Rail connects downtown Portland with Beaverton, Clackamas, Gresham, Hillsboro, north/northeast Portland, and the Portland International Airport. MAX runs about every 15 minutes most of the day, every day. Service is less frequent in the early morning, mid-day and evening. Convenient connections to the Oregon Zoo, Rose Quarter, Amtrak, Greyhound, Portland Streetcar, Westside Express Service (WES) and Portland International Airport are some of the nice MAX features. More information: www.trimet.org or 503-238-7433.



WES (Westside Express Service) – TriMet’s WES is a suburban commuter rail line serving Beaverton, Tigard, Tualatin and Wilsonville. WES runs every 30 minutes during the week-day morning and afternoon rush hour with connection in Beaverton to the MAX Light Rail system. For more information: www.trimet.org or 503-238-7433.



Willamette Shore Trolley – The Willamette Shore Trolley provides scenic trolley rides on a 6-mile section of historic rail line between Lake Oswego and southwest Portland. Riding in an authentic antique trolley car along the shore of the Willamette River you will ride through parks, by stately mansions, over several bridges, and through the 1,400-foot Elk Rock Tunnel. The trolley operates May through October by volunteers with the Oregon Electric Railway Historical Society. For more information: 503-697-7436 or www.oerhs.org.

Chelatchie Prairie Railroad – Departing from downtown Yacolt, Washington just north of Vancouver, the diesel-powered train goes through the historic logging country of beautiful North Clark County from Yacolt to Lucia, stopping at Moulton Falls Park. All excursions include a trip through a 330-foot long tunnel, a trestle crossing the Lewis River and a half hour layover at Moulton Falls. For more information: 360.686.3559 or www.bycx.com.



Chehalis-Centralia Railroad – Steam-powered trains operate over a nine mile section of former Milwaukee Road track extending southwest from Chehalis, winding through scenic hills, farmland and over several wooden trestles. Trains depart from Chehalis just off I-5 at exit 77. For more information: 360.748.9593 or www.steamtrainride.com.



Oregon Coast Scenic Railroad – Step back in time and experience a bit of yesteryear. Enjoy the beautiful Oregon Coast line between Garibaldi and Rockaway, riding the rail behind a 1910 Heisler steam locomotive. This scenic trip chugs along the Tillamook Bay and gives passengers views of the ocean. Great for all ages, this trip will give you a glimpse into history. The train operates Memorial Day through September. For more information: 503.842.7972 or www.ocsr.net.



Mt. Rainier Scenic Railroad – Traveling through the verdant timbered forest, a rider on the Mt. Rainier Scenic Railroad feels suspended in time. The plaintive wail of an historic locomotive whistle sends a lonesome echo rolling against the hillsides as travelers relax to a pace of a bygone era. Weekly excursion and tour trains pulled by vintage locomotives depart from Elbe, Washington, Memorial Day through October. For more information: 888.783.2611 or www.mrsr.com.

Mount Hood Railroad – The fun begins the moment you step aboard this century old railroad. Dating from the early 1900s, the Excursion Train is comprised of enclosed coaches, a concession car offering light food and beverage, and the air-conditioned dome car. Sit back, enjoy the great views and visit with friends and family as you travel along the river, through forests, meadows and numerous fruit orchards to the towns of Odell or Parkdale. A live narration along the way covers local history and key points of interest. During the layover, have a picnic in the park, sample local cafes, browse the shops and take in stunning views of Mount Hood. All departures are from downtown Hood River. Excursion, brunch and dinner trains are available. For more information: 800.872.4661 or www.mthoodrr.com.



Washington Park and Zoo Railway – Operating within the Oregon Zoo, the 30-inch narrow gauge train either does a Zoo Loop (from Labor Day until November 1) or the Washington Park Run that goes to the station above the International Rose Test Garden (from Memorial Day through Labor Day). Three locomotives operate depending on passenger loads, with the *Oregon* steam locomotive operating on special weekends. The best way to get to the Oregon Zoo is via the Red or Blue MAX lines to the Washington Park tunnel station (260' below the surface and a worthwhile attraction itself). For more information: 503.226.1561 or www.oregonzoo.org.




Oregon Electric Railway Museum – The largest trolley museum in the Pacific Northwest is located at the Antique Powerland Museum in Brooks, Oregon just north of Salem and within sight on the west side of I-5. The Museum is open Saturdays, May through September, from 11am to 4pm, offering trolley rides and museum tours. For more information: www.oerhs.org.

Astoria Riverfront Trolley – Ride a restored San Antonio trolley along the waterfront in downtown Astoria. The line has stops at the mooring basin, Maritime Museum, hotels and condos, and just about everywhere in between. The trolley operates daily from Memorial Day to Labor Day from noon to 7pm, and on an irregular schedule at other times. For more information: 800.875.6807 or <http://homepage.mac.com/cearl/trolley/>.




RAILROAD SAFETY

Whether you are a passenger on a train, a driver or bicyclist at a crossing, or a pedestrian walking near the tracks, safety is a full-time, very serious concern. Trains do not deviate from their tracks, and cannot rapidly stop. When they do interact with a vehicle or person, they inevitably win. Modern freight trains often exceed 10,000 tons in weight and may take well over one-half mile to come to a



Watch Out!



...There Could be a 2nd Train.


Just because 1 train has passed doesn't mean a 2nd train isn't coming. Be sure BOTH tracks are clear before crossing. **Always Expect a Train!**



www.oli.org

stop. It is very important to stay clear of rail vehicles at all times.

In recent years, a national program called Operation Lifesaver has helped to significantly reduce the number of grade-crossing accidents, and, more importantly, the number of grade-crossing fatalities. Despite the successes of Operation Lifesaver, there is still significant annual loss of life due to trespass on railroad rights-of-way. Even something as large as a train can be deceptively quiet and it is the responsibility of all of us to keep our wits and our senses about us when we are near tracks and trains.



Safety is everyone's concern!

PNWC – NRHS MISSION

To preserve and interpret Pacific Northwest railroad history and historical artifacts for the education and enjoyment of current and future generations.

Acknowledgements

Text by Arlen Sheldrake and Steve Hauff

Photos and graphics courtesy of Arlen Sheldrake, Jim Hokinson, Leonard Morgan, Trent Stetz, Steve Hauff, Washington Department of Transportation, Amtrak, Operation Lifesaver, Portland Vintage Trolley, Oregon Coast Scenic Railroad, Oregon Electric Railway Historical Society, Chehalis-Centralia Railroad, Chelatchie Prairie Railroad, and Mount Hood Railroad.
Steve Hauff, Trainmaster Editor

An All Volunteer Organization

The PNWC maintains an office and extensive library-archive at Portland's Union Station Annex. The PNWC owns more than a dozen pieces of vintage rolling stock, including several passenger cars suitable for rail service. Perhaps the best known of these is the SP&S Pullman Sleeper-Lounge, the **Mount Hood No. 600**. In addition, the PNWC owns and maintains two **Budd-RDCs**, a stainless steel passenger car **Silver Meteor No. 6200** and the SP **Daylight Coach, the Red River No. 6800**.

The PNWC endeavors to operate one or more rail excursions each year with tickets on sale to the public. These excursions are undertaken as a major fundraiser for the PNWC to maintain our rolling stock. In recent years we have operated excursions around the Willamette Valley and on the Astoria line of the *Portland & Western Railroad* as well as over the Coast Range as far as Tillamook on the *Port of Tillamook Bay Railroad*.




As a partner organization of the *Oregon Rail Heritage Foundation*, on occasion we have the opportunity to participate in short excursions behind the City of Portland's **SP&S No. 700** or **SP Daylight No. 4449** steam engines.

The PNWC is a proud partner with the *Oregon Cultural Trust*; if you would like to explore the process of receiving an Oregon tax credit please check their website at www.culturaltrust.org.

All donations and membership inquiries are sincerely appreciated.

Photo Courtesy: T. Train Sletzer, Member of the PNWC-NRHS, © 2005

Join The Pacific Northwest Chapter of the National Railway Historical Society



Pacific Northwest Chapter Information

The Pacific Northwest Chapter (PNWC) is one of almost 200 affiliated chapters of the National Railway Historical Society (NRHS). The National Society was formed in 1935 for historical and educational purposes.

The PNWC was formed in 1955, incorporated in the State of Oregon in 1965 and was granted tax-exempt non-profit 501(c)3 status in 1968. Membership is open to any person 16 or older with an interest in railroading. We were the first NRHS chapter formed west of the Rocky Mountains.

The PNWC mission is "To preserve and interpret Pacific Northwest railroad history and historical artifacts for the education and enjoyment of current and future generations".

Members receive the monthly PNWC newsletter, *The Trainmaster*, and also the *National Railway Bulletin* and *NRHS News*; published by the National Society.

PNWC Meetings of the membership are held monthly. Visitors are most Welcome to Attend!

Use this application to join our Chapter and the NRHS, we need your help to maintain our rich railroading history.

**Pacific Northwest Chapter
National Railway Historical Society
Portland Union Station
800 NW 6th Avenue Room 1
Portland OR 97209-3794**

**Website: www.pnwc-nrhs.org
Phone: 503-226-6747
Email: pnwc@pnwc-nrhs.org**

V7 9/26/06 LA



NATIONAL RAILWAY HISTORICAL SOCIETY
APPLICATION FOR MEMBERSHIP
PACIFIC NORTHWEST CHAPTER (PNWC)

Please type or print legibly. - Fill in all appropriate data. - Sign and date.



Name: _____

Address: _____

City: _____ State: _____ ZIP+4: _____

Country, if not U.S.A. (Submit \$12 U.S. additional to cover postage): _____

Additional Family Member(s) (if joining): _____

Have you previously ever been a member of the National Railway Historical Society? YES NO

OPTIONAL INFORMATION: (Not required, but would be appreciated as an aid to your Chapter)

Tel. No: _____ Fax: _____

E-Mail: _____

Occupation, Interests, or Special Talents: _____

MEMBERSHIP:

REGULAR: (\$20 Chapter + \$36 National)	\$56.00	_____
STUDENT Ages 16 & 17 Only: (\$20 Chapter + \$16 National)	\$36.00	_____ Birth Date _____
Additional Family Member(s): (\$5 Chapter + \$5 National)	\$10.00 ea	_____
PNWC Chapter Membership Only (Furnish NRHS Member # _____)	\$20.00	_____
Foreign Postage Surcharge (if not USA)	\$12.00	_____
	Total:	_____

Please Remit To:
Pacific Northwest Chapter, Membership Services
PO Box 2384, Portland, OR 97208-2384

I agree to abide by the Constitution and By-Laws of the PNWC and the National Railway Historical Society

SIGNED: _____ DATE: _____

THANK YOU FOR YOUR APPLICATION. It is subject to approval of a Chapter officer.

CHAPTER OFFICER: _____ Date: _____

Office Use	CHAPTER					NATIONAL USE			
	Received	Forwarded	Start	Stop	Class	Chapter	Number	Received	Processed

V7 9/2009